




Where would you locate a city on the island, if you were prospective settlers, assume that area is otherwise uninhabited. Give your reasons.

Map 1

Scale: 1 inch = 50 miles

-  sea water
-  rivers
-  lakes

