



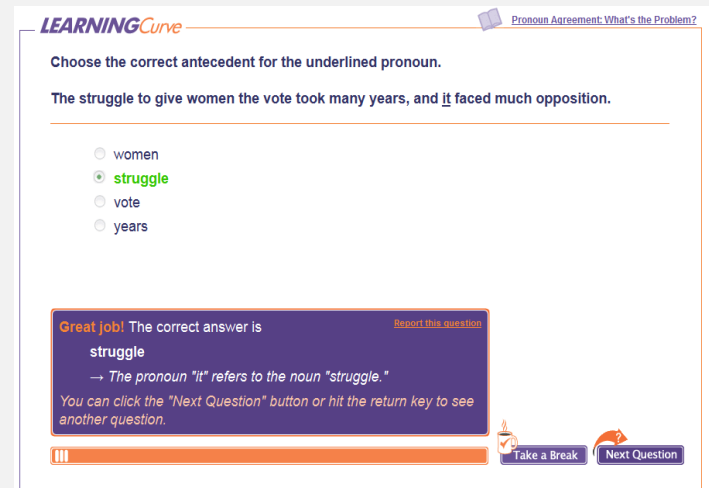
**LearningCurve**  
macmillan learning

## First Day of Class



# What is LearningCurve?

- Game-like quizzing
- Personalized for your strengths and weaknesses
- Adapts to your understanding



**LEARNINGCurve** Pronoun Agreement: What's the Problem?

Choose the correct antecedent for the underlined pronoun.

The struggle to give women the vote took many years, and it faced much opposition.

women  
 struggle  
 vote  
 years

**Great job!** The correct answer is **struggle**. [Report this question](#)

→ The pronoun "it" refers to the noun "struggle."

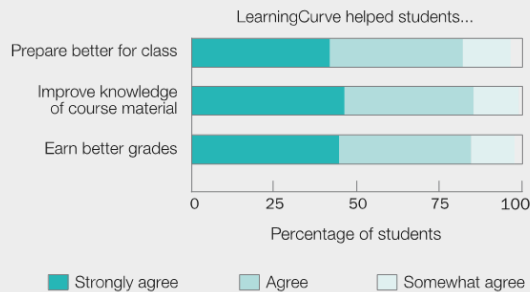
You can click the "Next Question" button or hit the return key to see another question.

Take a Break Next Question

# What are other students saying about it?

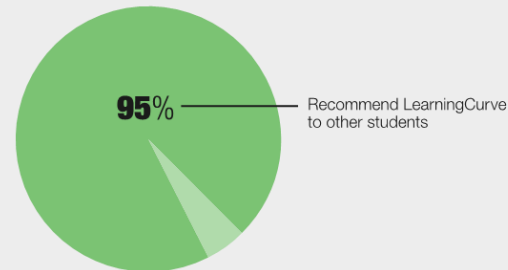
LearningCurve is **BENEFICIAL**

**OVER 90%**  
of students said LearningCurve helped them get better grades.



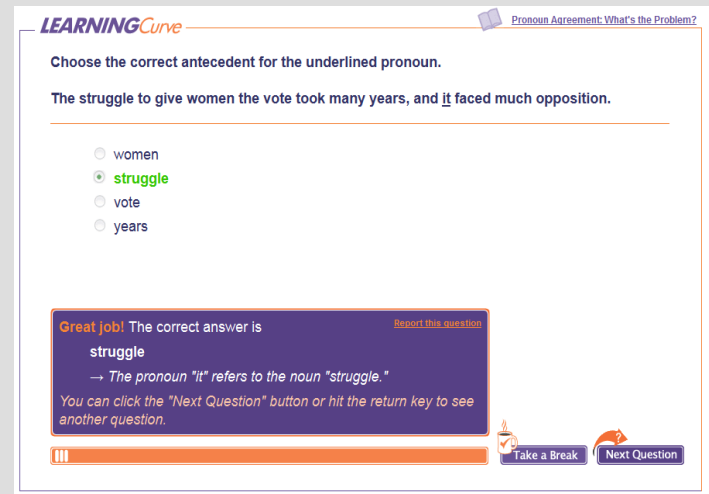
**95%**  
of students would recommend LearningCurve to another student.

LearningCurve is **APPROVED** by students



# What can LearningCurve do for you?

- Improve your understanding of the course content.
- Get you engaged in the course.
- Help you prep for your tests and quizzes and papers.
- **GET A BETTER GRADE!**



The screenshot shows a LearningCurve interface for a quiz question. At the top, it says "LEARNINGCurve" and "Pronoun Agreement: What's the Problem?". The question text is "Choose the correct antecedent for the underlined pronoun. The struggle to give women the vote took many years, and it faced much opposition." Below the question are four radio button options: "women", "struggle", "vote", and "years". The "struggle" option is selected and highlighted in green. A feedback box below the options says "Great job! The correct answer is struggle" and "Report this question". It also provides a tip: "→ The pronoun 'it' refers to the noun 'struggle.'" and "You can click the 'Next Question' button or hit the return key to see another question." At the bottom right, there are two buttons: "Take a Break" and "Next Question".

# So how can you get into LearningCurve?

- Enter an access code that you already bought.
- Buy access online.
- Check out LearningCurve with 21-day trial access.

# What's this about a course URL?

Your instructor may have already emailed or posted the course URL.

- **Got the URL?** Click on the link or paste it into a browser.
- **No URL?**  
Request the URL from your instructor.  
**OR**  
Use the Find Your Course menu to enter your state, city, institution, and instructor.

Dear Students,

My online course is open for student registration--follow the simple steps below to get started.

Go to <http://www.bedfordstmartins.com/media/writerdesigner1e/524291>

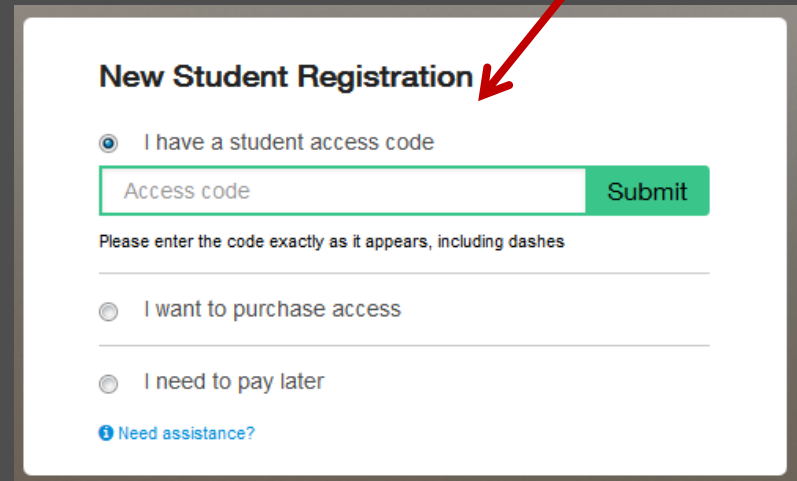
Bookmark the page to make it easy to return to.

If you have an access code, click the button "Enter Your Student Access Code" in the upper right corner and follow the instructions.

If you don't have an access code, either click the "Purchase Access" or "Temporary Access" button.

# Got an access code?

1. Select “I have a student access code.”
2. Enter the code exactly as it appears on the card.
3. Click Submit.



**New Student Registration**

I have a student access code

Access code

Please enter the code exactly as it appears, including dashes

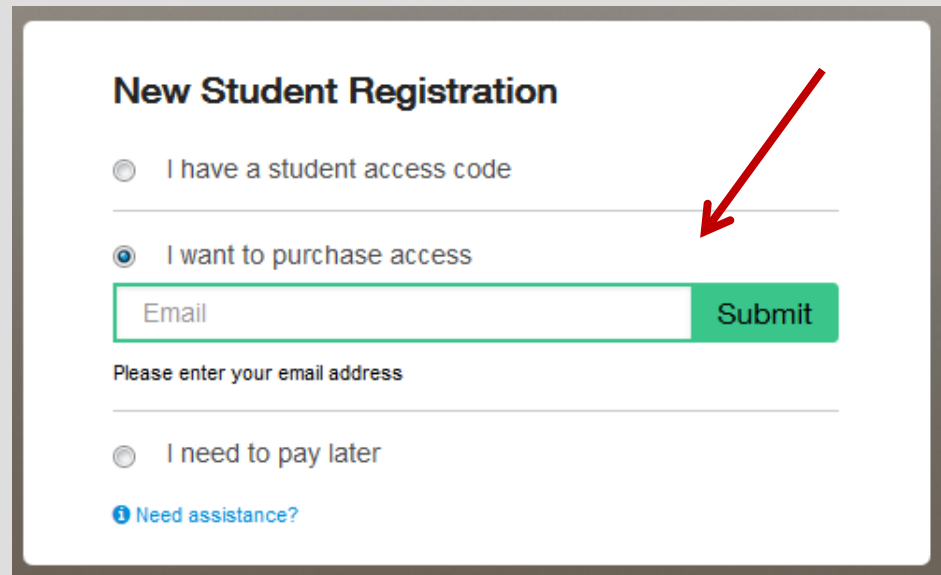
I want to purchase access

I need to pay later

[Need assistance?](#)

# No access code?

1. Select “I want to purchase access.”
2. Enter your email address and click “Submit.”



**New Student Registration**

I have a student access code

I want to purchase access

I need to pay later

Please enter your email address

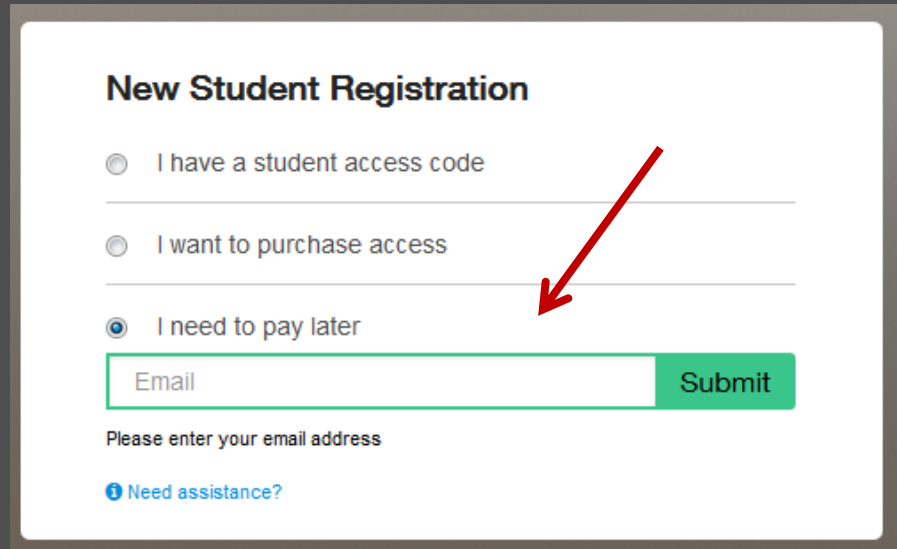
[Need assistance?](#)



# Not ready to purchase access?

Need to start working but can't purchase now?

1. Select "I need to pay later."
2. Enter your email address and click "Submit."



**New Student Registration**

I have a student access code

I want to purchase access

I need to pay later

Email

Please enter your email address

[Need assistance?](#)

# Where can you get more help?

If you have issues with your account, course content, or tools, contact Macmillan Learning Technical Support.

Website: [macmillanlearning.com/support](http://macmillanlearning.com/support)

Phone: **1-800-936-6899**

Online form: <http://support.bfwpub.com/supportform/form.php>

## **Technical Support Hours** (Eastern Time)

- Monday through Thursday 7:00 a.m. to 3:00 a.m.
- Friday 7:00 a.m. to 11:00 p.m.
- Saturday 11:30 a.m. 8:00 p.m.
- Sunday 11:30 a.m. to 11:00 p.m.

