
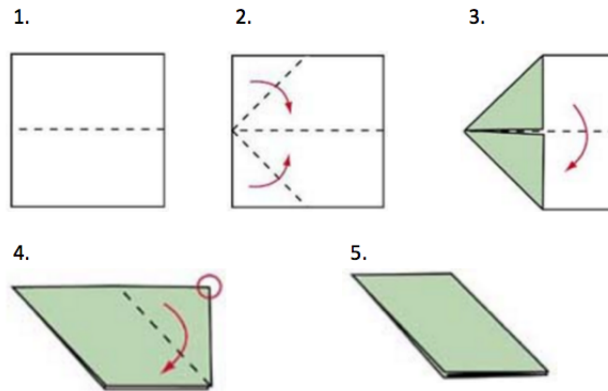


# Transforming Origami

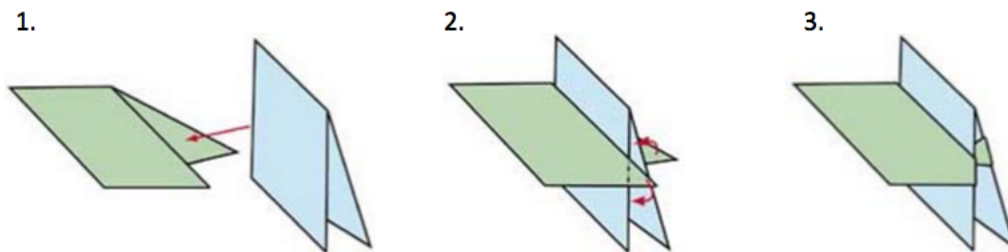
Shippensburg Area Math Circle  
Lance & Sarah Bryant, shipmathcircle345@gmail.com



The instructions below show how to fold a square of paper to make a *ninja unit*. Adding both diagonal folds after the first step will help with step four.



1. Hook two ninja units together as shown below. Continue hooking more units until you have eight hooked together, and then hook the first and last to make an octagon. Figure out how to transform it into a ninja weapon!



2. What happens if you hook fewer ninja units together, say only six of them? What about more, say ten or twelve? What about an odd number?
3. For another transforming origami creation, try the magic rose. An instructional video is at <https://www.youtube.com/watch?v=BXwjLkNXJsQ>.